

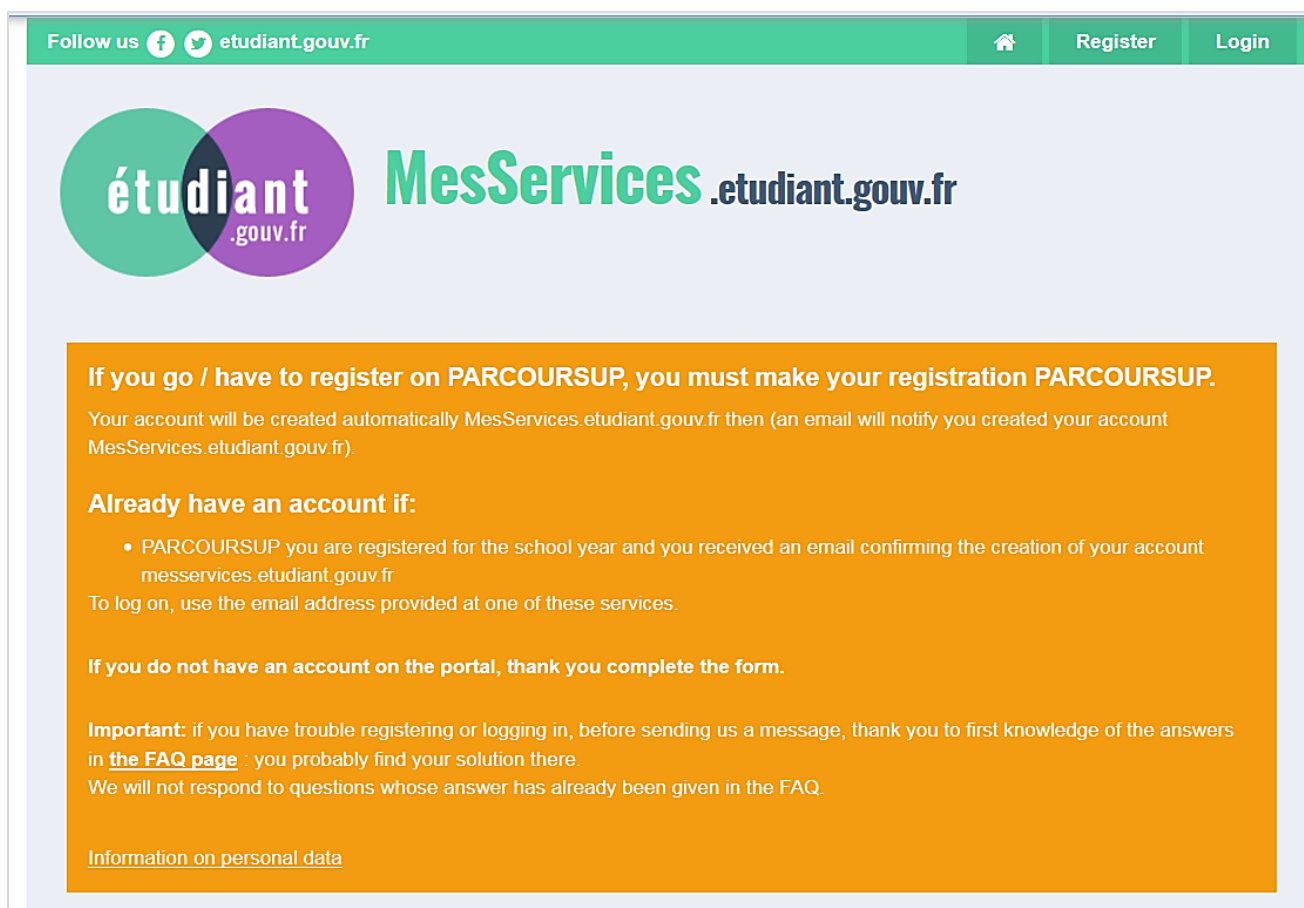
1ST STEP: CREATE YOUR PROFILE

Connect on : <https://www.messervices.etudiant.gouv.fr/envole/enregistrement>

You can find information on what is CVEC, who is concerned on the MPH website: [HERE](#)

1. Some information on the CVEC

Please note that you are **NOT** concerned by the PARCOURSUP matters.



The screenshot shows the homepage of the MesServices.etudiant.gouv.fr website. At the top, there is a green navigation bar with the text 'Follow us' followed by Facebook and Twitter icons and the URL 'etudiant.gouv.fr'. To the right of this bar are three buttons: a home icon, 'Register', and 'Login'. Below the navigation bar, the website's logo is displayed, consisting of two overlapping circles (one green, one purple) with the text 'étudiant.gouv.fr' inside, and the text 'MesServices.etudiant.gouv.fr' to the right. The main content area has an orange background and contains the following text:

If you go / have to register on PARCOURSUP, you must make your registration PARCOURSUP.

Your account will be created automatically MesServices.etudiant.gouv.fr then (an email will notify you created your account MesServices.etudiant.gouv.fr).

Already have an account if:

- PARCOURSUP you are registered for the school year and you received an email confirming the creation of your account messervices.etudiant.gouv.fr

To log on, use the email address provided at one of these services.

If you do not have an account on the portal, thank you complete the form.


Important: if you have trouble registering or logging in, before sending us a message, thank you to first knowledge of the answers in **the FAQ page** : you probably find your solution there.

We will not respond to questions whose answer has already been given in the FAQ.

[Information on personal data](#)

2. Create your profile

CREATING A NEW PROFILE - STEP 1

 Identity

Marital status *	Civility *	Surname / Birth name *	Surname / Customary name		
<input type="text" value="Single"/>	<input type="text" value="Mrs"/>	<input type="text" value="LE STRAT"/>	<input type="text"/>		
Date of Birth *		First given name *	Second given name	Third given name	
<input type="text" value="12"/>	<input type="text" value="11"/>	<input type="text" value="2003"/>	<input type="text" value="VIRGINIE"/>	<input type="text"/>	<input type="text"/>
Country of birth *	Department of birth *	Place of birth *	Nationality *		
<input type="text" value="AFGHANISTAN"/>	<input type="text" value="ÉTRANGER"/>	<input type="text" value="KABOUL"/>	<input type="text" value="AFGHANISTAN"/>		

Country and city of birth must be those existing at the actual date of birth.


3. Email address

Enter an e-mail address to which **a code will be sent immediately**. Enter this code in the dedicated box "verification code".

4. INE


INE is the « National Student Number ».

- If you were already enrolled in the French higher education system, **you should have an INE**: please enter it in the dedicated box. **This INE is written on your student card.**
- If you are new student in France, you do not have INE number so tick the box "I did not INE"

 Main email address (MesServices.Etudiant.gouv account connection and contact)


Email address * (name@example.com)

Email address verification * (name@example.com)

 Verification

☒ Verified

Please check the box above to validate that you are not a robot. If you encounter any problem while doing this, please update your browser.

 National Student Identification

The INE (National Student Identification) or BEA number: It appears on your student card or on the baccalaureate transcript, or on the baccalaureate registration confirmation form.

INE number *

If you have an INE (National Student Identification) number and this number is not accepted, please check "I don't have an INE number"

If you do not have an INE number (you come from abroad or you are enrolled in an institution not dependent of the National Education), you must provide proof of your registration in French higher education for the current or future academic year or an internship certificate in France.

An email from the Crous stating that you have been offered a temporary stay in a student hall, is accepted as proof.

☒ I don't have an INE number

5. Enter the verification code received

CREATING A NEW PROFILE - STEP 2

@ Main email address verification (MesServices.Etudiant.gouv account connection and contact)

An address verification code has been emailed to you.

Verification code *

UCWYAE

Cancel

Next

6. Information concerning the university

It concerns the previous academic year: 2024-2025. Tick the box “**not registered to date in an institution**”

CREATING A NEW PROFILE - STEP 3

Institution

If you do not yet know your institution or if it does not appear in the list, you can leave "Other" as institution. You can modify it later in "My Profile".

Academic year : 2024-2025

☐ Not registered to date in an institution

☐ Institution abroad

Department

-- Select a department --

Institution *

Other

If you enter at least 3 letters in 'Institution', the list of institutions will be filtered.

7. Enter the city of study

Enter “35000” and it will display “RENNES” automatically

City of Study

Enter the postal code or the name of your city of study or your planned study city (or French city of attachment in case of establishment abroad) *

35000 - RENNES

8. Additional information

Student situation

This registration will be verified. If your supporting documents are not valid, your account will be blocked.

Proof of identity * (PDF, JPG, PNG format, 10Mo maximum for all PCs)

Browse...

No file selected

This proof must be in your name, with photo. This proof can be either your identity card, your passport, your driving license.

Student contact information

Cellphone *



The cellphone number can be used to send the security code, in the event of a request to modify your email address or password.

☐ I don't have any cellphone number to provide

Student contact information

Phone



Address *

Address line 1

Address line 2


City *

Postal code

Country *

-- Select a country --

Family Contacts

 Contact 1

 Contact 2

Civility

-- Select civility --

Name

First name

Email address (name@example.com)

Cellphone

Phone

Address

Address line 1

Address line 2

Postal code

City

Country




-- Select a country --



Cancel

Next

9. Set your password

Your profile is now created. You will receive an e-mail with a link to set your password.

Follow us    [etudiant.gouv.fr](#)

 [Registration](#) [Sign in](#) 


gouv.fr

étudiant


MesServices.etudiant.gouv.fr

CHANGE PASSWORD

Password *



Password confirmation *






Save new password



2ND STEP: PAY THE CVEC FEES

Once your profile is created, you can login in order to pay the CVEC fees with this link:

<https://www.messervices.etudiant.gouv.fr/envole/>

Your name and INE number appear at the right top of the screen.

Suivez-nous    [etudiant.gouv.fr](#)

 [Mon profil](#) [Déconnexion](#) 

gouv.fr

étudiant

MesServices.etudiant.gouv.fr

LE STRAT VIRGINIE


INE : 243356695AK

CROUS RENNES - BRETAGNE


Votre lien de (ré)initialisation de votre mot de passe est invalide ou a déjà été utilisé.

Vous pouvez faire une nouvelle demande de réinitialisation de votre mot de passe en suivant [ce lien](#).


VOTRE DOSSIER SOCIAL ETUDIANT (DSE)




Simulateur de bourse




D.S.E
2025-2026



Suivi D.S.E
2024-2025



Guide
de l'étudiant

 **ALERTE PHISHING**

Des tentatives de phishing ou d'usurpation d'identité des comptes étudiants ont eu lieu ces derniers jours sur internet, par mail, SMS et par téléphone dans le but de voler des données personnelles.

En ce moment, de nombreux numéros surtaxés se font passer pour des

Version June 2025

1. Click on “CVEC”

YOUR SCHOLARSHIP (DSE)

**Scholarship simulator**

**D.S.E
2025-2026**

**D.S.E tracking
2024-2025**

**Student
guide**

YOUR STUDIES

**Parcoursup**

**Parcoursup
Mobility grant**

**CVEC**
Contribution
to student
and campus life

FINDING ACCOMMODATION

ALERTE PHISHING


Des tentatives de phishing ou d'usurpation d'identité des comptes étudiants ont eu lieu ces derniers jours sur internet, par mail, SMS et par téléphone dans le but de voler des données personnelle.

En ce moment, de nombreux numéros surtaxés se font passer pour des organismes qui vont vous aider à réaliser vos démarches auprès des Crous.

Ce sont des arnaques.

Pour joindre votre Crous, utilisez le seul et unique numéro **09 72 59 65 65**


2. Then on “Payer en CB » (Pay online with Credit card)



Payer en ligne

Pour vous acquitter de votre CVEC depuis votre ordinateur ou votre smartphone utilisez votre carte bancaire. Si vous ne disposez pas d'une carte bancaire, vous pouvez utiliser celle d'une autre personne.


Payer en CB



Payer en espèces

Si vous n'êtes pas en mesure de régler votre CVEC en ligne, rendez-vous dans le réseau FDJ agréé Nirio pour payer en espèces. Aucun frais de gestion ne vous sera demandé.

Payer en espèces



Être remboursé

Vous avez payé votre CVEC alors que :

- vous êtes boursier
- vous entrez dans un cas d'exonération
- vous êtes inscrit dans une formation ne nécessitant pas le paiement de la CVEC

La campagne de demande de remboursement de la CVEC pour l'année 2025-2026 sera ouverte du 1 septembre 2025 au 31 mai 2026

La campagne de demande de remboursement de la CVEC pour l'année 2024-2025 est fermée depuis le 31 mai 2025. Vous ne pouvez désormais plus être remboursé.e.

3. Check your personal data and click on “I have read...”

Payment of CVEC for the year 2025-2026

i

Check your civil status and your contact details as the certificate cannot be modified after it has been issued

x

Before proceeding to obtain your CVEC certificate, please check your personal data collected at your connection :

Current INE number :	243356695AK
Civility :	Madam
Surname :	LE STRAT
First name :	VIRGINIE
Middle name :	none
Third name :	none
Date of birth :	Nov 12, 2003
Email address :	virginie.lestrat@ehesp.fr
Fixed telephone number :	none
Mobile phone number :	none
<input type="checkbox"/> I have read and accept the terms and conditions detailed in Personal Data Information →	

Back to home

Continue

4. Enter the city of EHESP : “Rennes”. The system will display the city automatically.

Payment of CVEC for the year 2025-2026

Step 1/3

City of establishment

Next step : Choice of payment method

Enter the name of your city of study or the postcode (mandatory information)
Exemple : Angers or 49000

Rennes

Back to home

Next step

5. Proceed to the payment

It's strongly recommended to use an online payment with a CB card.

Important: Please note that, in case you would not obtain your visa to France, the CVEC fees are not refundable.

Payment of CVEC for the year 2025-2026

Step 2/3

Choice of payment method

Next step : Online payment

College year :	2025-2026
Attached CROUS :	CROUS de Rennes Bretagne
Amount to pay :	105 € The amount of the CVEC is unique, whatever your institution or level of study.

Choose your payment method

☒ CC online payment

☐ Payment by someone other than me

i

"Have you checked if you are eligible for a scholarship based on social criteria ?

It would allow you to be exempted or reimbursed from the CVEC and to benefit from many other advantages. To find out, take the test on the "[scholarship simulator](#) [↗](#)

Quick and secure, payment by credit card allows for the immediate delivery of your certificate of payment.

Back to home

Previous step

Pay the CVEC

6. Certificate of of payment

Once the payment is done you will receive a **certificate** in pdf.

Please provide it to mph@ehesp.fr as soon as you get it.



Document émis le 17 juin 2025 pour servir et valoir ce que de droit.

Ce timbre et ce cryptogramme authenticent l'émetteur et le présent document.
Scanner ce cryptogramme Datamatrix 2D-Doc pour vérifier l'émetteur et les données de ce certificat.



Attestation de contribution de vie étudiante et de campus

Année universitaire 2025 - 2026

N° de l'attestation :

Hidden numbers

Date d'émission :

Civilité :

Nom de naissance :

Hidden data

Prénom(s) :

Date de naissance :

N° INE :

Hidden numbers

Hidden name

est en règle au regard de la Contribution de vie étudiante et de campus.

Pour l'inscription dans mon établissement

- Si la procédure d'inscription en ligne vous demande de renseigner votre numéro d'attestation CVEC, vous saisissez les 12 caractères de cette attestation :

Hidden numbers

- Si vous vous inscrivez physiquement dans votre établissement :

Vous présentez votre attestation sur écran, ou sur papier si votre établissement l'exige. Celui-ci peut :

- scanner le QRcode :



- saisir votre numéro d'attestation enrichi des 5 premières lettres de votre nom :

Hidden numbers